

SENTENCE SCORE SHEET

Student Name: Aniya

Pretest/Posttest: Pre

Date: 9-5-25

Practice: _____

Sentence Type	Line Number															Totals
	1	2	3	4	5	6	7	8	9	10	11	12	13	14	15	
Simple	✓	✓	✓	✓												4
Compound																
Complex																
Compound-Complex																
Non-Sentence																
Total Sentence Attempts →																4

Calculating the Scores

Percentage of Complete Sentences

$$\frac{\text{No. Simple + Comp. + Complex + Comp/Complex}}{\text{Total No. Sentence Attempts}} = \frac{3}{4} \times 100 = 75\% \text{ Mastery} = 100\%$$

Percentage of Complicated Sentences

$$\frac{\text{No. Comp. + Complex + Comp/Complex}}{\text{Total No. Sentence Attempts}} = \frac{0}{4} \times 100 = 0\% \text{ Mastery} = 33\%, 40\%, \text{ or } 50\% \text{ (see criterion for each part)}$$

Percentage of Complicated Sentences Punctuated correctly

$$\frac{\text{No. Comp. + Complex + Comp/Complex Punc. Corr.}}{\text{Total No. Complicated Sentences}} = \frac{0}{0} \times 100 = 0\% \text{ Mastery} = \text{at least } 66\%$$

9-5-25

1. Every Friday it will be...
French day! For lunch went to go with
my mom!

2. I sleep in my bed. Because I am
3. tired.

4.

5.

to i ya

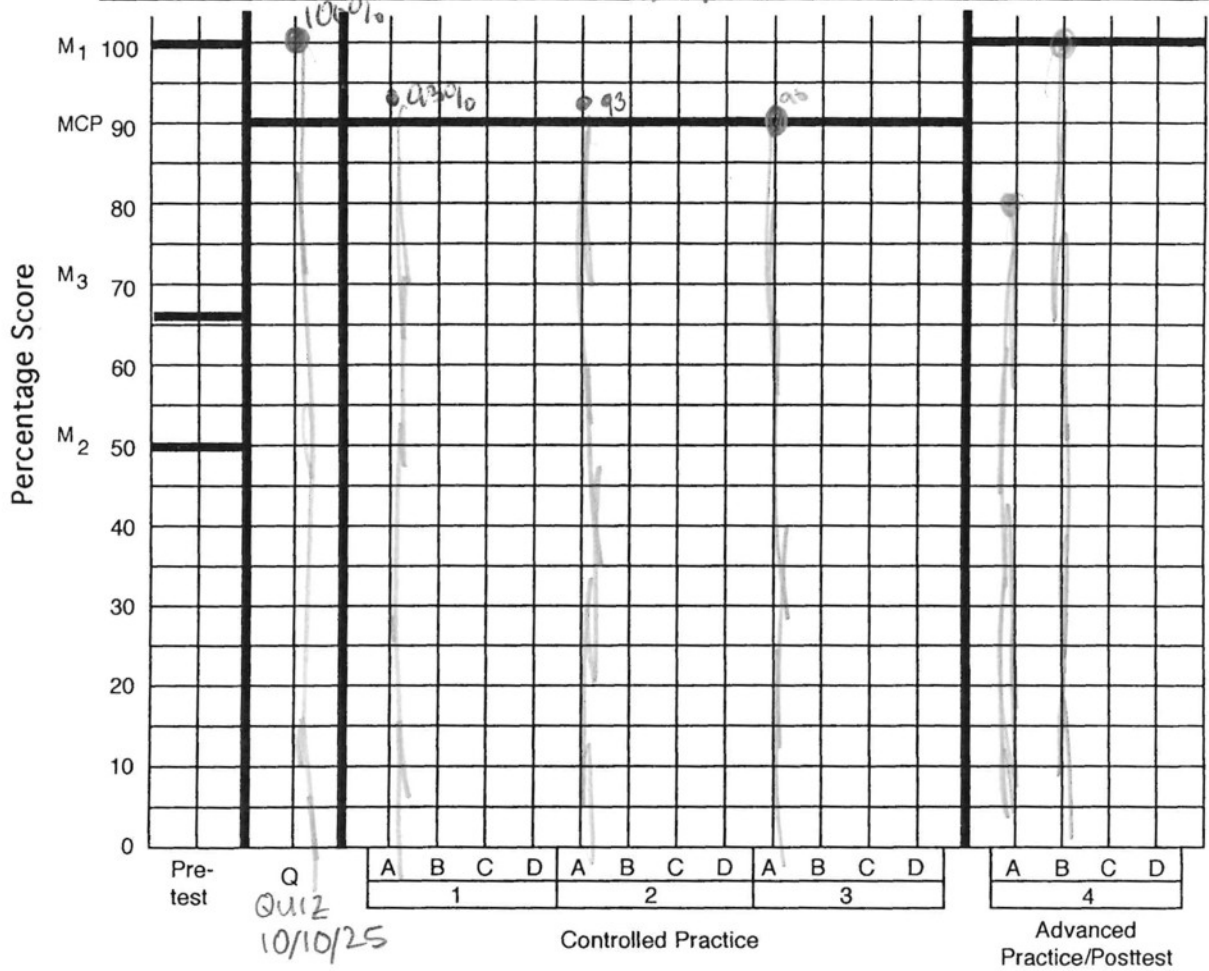
I will try my
best to learn
the sentence
strategy

Student's Name: Aniya

SIMPLE SENTENCE PROGRESS CHART

Stages

GOAL-SETTING SECTION	2	3	4	5	6	7	8
Goal Date:	describe	model	read	control	adv		
Date Completed:	9/22	9/29	10/10	10/27	11/25		



- Pretest & Advanced Practice
- Percentage of Complete Sentences
 - ★ Percentage of Complicated Sentences
 - Percentage of Complicated Sentences Punctuated Correctly

- Written Quiz & Controlled Practice
- Percentage of Points Earned

- M₁ Mastery Level for Complete Sentences
- M₂ Mastery Level for Complicated Sentences
- M₃ Mastery Level for Punctuation
- MCP Mastery Level For Written Quiz & Controlled Practice

Anita

10-10-25

Simple Sentence Writing Quiz- Part I

100%



Well Done!!

Write out the strategy steps:

- ✓ P pick a form
- ✓ E EXPLORE words
- ✓ N NOT words
- ✓ S SEARCH and ✓

Match the six terms to their definitions:

✓ Simple sentence b

~~a. two subjects in an independent clause~~

✓ Independent clause d

b. a group of words that can stand alone and that have a subject and a verb

✓ Subject f

~~c. two verbs in an independent clause~~

✓ Verb e

~~d. a sentence with one independent clause~~

Compound Subject A ✓

~~e. a word that shows the action or state of being of the subject~~

Compound Verb C

f. the part of the sentence that names what the sentence is about

Write the four formulas for simple sentences:

✓ SV

✓ SVV

✓ SSV

✓ SSVV



SIMPLE SENTENCE LESSON 1A

Name: Aai Ya

Date: 11/10/25

INSTRUCTIONS:

1. Do the "S" Step of the "PENS" Strategy to check each sentence.
2. Mark the complete verb(s) in each sentence with a "V."
3. Mark the main subject(s) in each sentence with an "S."
4. In the blank to the left of the sentence, write the correct sentence formula for the sentence. Choose the correct formula from your Formula Card.

EXAMPLE:

SVV 0. The large truck had stopped and was backing up.

S V V

F V S Formulas

LEARN BY WATCHING

SV 1. Tai likes to watch TV all day long.

S V

SSV 2. Baseball and football were his favorite sports.

S S V

LEARN BY SHARING

_____ 1. Raimond jumped in the air and gave Gary a high five.

S V V

SSVV 2. The flower bulbs and tree saplings had been planted and were growing.

S S V V

SV 3. Damian's favorite subject is art.

S V

LEARN BY PRACTICING

SSV 1. Latisha and Devon enjoy talking with each other after school.

S S V V

SV 2. The desk was covered with papers.

S V

thick one SSVV 3. Juan took his brother and sister to the park and played with them.

S S V V

Who took + played?

SSVV 4. Snow and sleet fell on the streets and covered the cars.

S S V V

SSVV 5. Maria and Jose held hands and walked down the hall.

S S V V

Great work!

14/15 = 93%

SIMPLE SENTENCE LESSON 2A

Name: Aniya
Date: _____

INSTRUCTIONS:

1. Make each of the following into a simple sentence that matches the listed formula.
2. Do the "S" Step of the "PENS" Strategy to check each sentence.
3. Mark each complete verb with a "V."
4. Mark each main subject with an "S."

14/15 = 9

EXAMPLE:
(S VV) 0. The tornado ^S blew ^V across the land and destroyed ^V four homes.

M C V&S Formulas

LEARN BY WATCHING

- (S VV) 1. Cecilia ^S went ^V to the beach to go surfing ^V
- (SS V) 2. You ^S go ^V to school every day. ^S will ^V eat a hot chili-pepper.

LEARN BY SHARING

- (S V) 1. The dogs ^S are ^V big.
- (S VV) 2. The stove ^S was ^V very hot.
- (S V) 3. Ming's mother ^S went ^V to the beach.

LEARN BY PRACTICING

- (S V) 1. Javier ^S the dog ^V is happy.
- (SS VV) 2. The assignment ^S is ^V done but ^S I ^V am not done.
- (S V) 3. Lucia ^S is ^V playing.
- (SS V) 4. The small red fox ^S is ^V buying the meat ^V.
- (S VV) 5. The team ^S is ^V winning and _____ ^V.

→ see how you
→ need to use
→ subjects → we
→ will catch up to you soon!

missing

2 pts + 1 ?

SIMPLE SENTENCE LESSON 3A, 3B, 3C, 3D (circle one)

Name: Asiya
Date: _____

INSTRUCTIONS:

- For the first eight sentences, write a simple sentence that matches each of the listed formulas.
- For the last two sentences, choose a formula from your Formula Card. Write the formula on the blank to the left of the sentence. Use the "PENS" Strategy to write a sentence that matches the formula you have chosen.
- Be sure to use the "S" Step of the "PENS" Strategy to check your work.

EXAMPLE:
(SS V) 0. The ^Sdancers and ^Ssingers ^Vcreated a
wonderful show.

**M C Formulas
LEARN BY WATCHING**

- (S V) 1. _____

- (S VV) 2. _____

LEARN BY SHARING

- (SS V) 1. ^Sbase and ^SLyer dance
- (SS VV) 2. ^SMia and ^SKing Bob ^Vplay and
^Sdemand
- (S V) 3. _____

LEARN BY PRACTICING

- (SS VV) 1. The giraffe and baby ^Seat and ^Vdrink.
- (S VV) 2. Rain ^Sjump, and ^Vkid ^Sto much.
- (SS VV) 3. ^SPatricia ^Vtook ^SJosh from ^Smade
^Sagain and ^Vcheater
- (S V) 4. Milly ^Shave a ^Vgift.
- (SS V) 5. ^SPatricia and ^SMachie ^Vflap.

Patricia and Machie 30 90% 😊

PENS

4A
adapted

Explore the Words

Whos/Whats (Subjects)	Helping Verbs and Action or Mind Verbs

Pick the Formula and Note the Words

S V _____

S V and V _____ (and)

S and S V _____ (and)

S and S V and V _____ (and, and)

Search and Check

<input type="checkbox"/> Capital Letter <input type="checkbox"/> Subjects(s) <input type="checkbox"/> Verb(s) <input type="checkbox"/> Make Sense <input type="checkbox"/> Punctuation Mark	<input type="checkbox"/> Capital Letter <input type="checkbox"/> Subjects(s) <input type="checkbox"/> Verb(s) <input type="checkbox"/> Make Sense <input type="checkbox"/> Punctuation Mark	<input type="checkbox"/> Capital Letter <input type="checkbox"/> Subjects(s) <input type="checkbox"/> Verb(s) <input type="checkbox"/> Make Sense <input type="checkbox"/> Punctuation Mark	<input type="checkbox"/> Capital Letter <input type="checkbox"/> Subjects(s) <input type="checkbox"/> Verb(s) <input type="checkbox"/> Make Sense <input type="checkbox"/> Punctuation Mark
---	---	---	---

Aniya (4A)

Nov. 25

SV
SVV

OFFICER: 911 what is your emergency?
 me: I can't find my sister anywhere
 OFFICER: OK what does she look like?
 me: she has amber eyes, tan skin, black hair, and a rain boot, rain coat, umbrella but... now she is gone.

OFFICER: OK... on she right here?
 me: My sister and I was playing at the park. My sister and I played Simon Says and swings.
 me: k The end

can we add: my sister and I

(4B)
 SS V ~~my~~ sister
 and I was playing.

officer:

SS VV my sister and I

playing Simon Says
 ∞ swinging



Exciting story, Aniya! It makes me want to know more. Where was the sister? Who was she with? What did they do next?

COMPOUND SENTENCE QUIZ

Name: Ariya

Date: 3/5/20

INSTRUCTIONS: Read the information, and fill in the blanks.

- The sentence is a basic unit of communication.

1

2+

1. A simple sentence has 1 independent clause(s).
(How many?)

2. A compound sentence has 2+ or more independent clauses.
(How many?)

- An independent clause always has two important parts.

verb

subj

3. The part that names the person, place, thing, quality, or idea that the sentence is about is called the sub.

4. The part that shows the action or state of being is called the verb.

- A compound sentence contains more than one independent clause.

Example Sentence #1: Helen helped, but Mary refused.

The two independent clauses in Example Sentence #1 are:

5. _____

6. _____

Example Sentence #2: Lee teaches math, and his wife teaches history.

- The two independent clauses in Example Sentence #2 are:

7. _____

8. _____

- Independent clauses in compound sentences can be joined by a comma and a coordinating conjunction. The most common coordinating conjunctions are for, and, nor, but, or, yet, and so.

Put the best conjunction in each of the following sentences. (Use each conjunction one time.)

9. I like Bill, but sometimes he is too loud. (nor, but)

10. The cat and dog raced around the yard, yet they hated each other. (so, for)

28/30 = 93% 😊 33

COMPOUND SENTENCE LESSON 1A

Name: Aniya

Date: 3.12.26

INSTRUCTIONS:

1. Do the "S" Step of the "PENS" Strategy to check each sentence.
2. Mark the complete verb(s) in each sentence with a "V."
3. Mark the main subject(s) in each sentence with an "S."
4. In the blank to the left of the sentence, write the correct sentence formula for the sentence. Choose the correct formula from your Formula Card.

EXAMPLE: IcI 0. The rain did not stop, nor did the river stop rising.

F V S Formulas

LEARN BY WATCHING

- IcI 1. The waves were pounding, and the sea was rolling.
- IcI 2. No bird could be seen or heard; the wind was howling.

LEARN BY SHARING

- IcI 1. The shutters were nailed shut, so they would not flap in the wind.
- IcI 2. Martin and Trinka hoped for rescue; they feared the storm.
- IcI 3. Petyr and Colin had a boat, but they had no gas for the motor.

LEARN BY PRACTICING

- IcI 1. They can buy some gas, or they can get some from Salim.
- IcI 2. The water was rising; they had to rescue people soon.
3. The boys filled the gas tank, and they started the motor.
4. Trinka's fingers were numb; she was on the roof for hours.
5. Finally, the boat arrived; Trinka and Martin were saved!

COMPOUND SENTENCE LESSON 1A

Name: Samlih
Date: 3-12-26

INSTRUCTIONS:

1. Do the "S" Step of the "PENS" Strategy to check each sentence.
2. Mark the complete verb(s) in each sentence with a "V."
3. Mark the main subject(s) in each sentence with an "S."
4. In the blank to the left of the sentence, write the correct sentence formula for the sentence. Choose the correct formula from your Formula Card.

EXAMPLE:

IcI 0. The rain did not stop, nor did the river stop rising.

F V S Formulas

LEARN BY WATCHING

- IcI 1. The waves were pounding, and the sea was rolling.
- _____ 2. No bird could be seen or heard; the wind was howling.

LEARN BY SHARING

- IcI 1. The shutters were nailed shut, so they would not flap in the wind.
- IcI 2. Martin and Trinkka hoped for rescue; they feared the storm.
- IcI 3. Petyr and Colin had a boat, but they had no gas for the motor.

LEARN BY PRACTICING

- IcI 1. They can buy some gas, or they can get some from Salim.
- IcI 2. The water was rising; they had to rescue people soon.
- IcI 3. The boys filled the gas tank, and they started the motor.
- IcI 4. Trinkka's fingers were numb; she was on the roof for hours.
- IcI 5. Finally, the boat arrived; Trinkka and Martin were saved!

Who or what can get?
They = pronoun

? where is the verb in this clause?

90%
😊

COMPOUND SENTENCE LESSON 2A

Name: Amiya

Date: 3.18.26

INSTRUCTIONS:

1. Complete each of the following sentences to make a compound sentence by adding an independent clause. Match your sentence to the listed formula, and use the conjunction in parentheses if one is required. Be sure to include a comma or semicolon in each sentence.
2. Do the "S" Step of the "PENS" Strategy to the clause you have added to the sentence.
3. Mark each complete verb in your added clause with a "V."
4. Mark each main subject in your added clause with an "S."

EXAMPLE:
 I,cI (but) 0. We hope to see you later, ^S but we can see you ^V tomorrow.

M C V&S Formulas & Conjunctions

LEARN BY WATCHING

* To save time, I modeled & we

I,cI (and) 1. Jesse drove Tamika to school, shared on the board.

I;I 2. Boats are moored in the harbor _____

LEARN BY SHARING

I,cI (but) 1. The president visited Iraq, _____

I,cI (so) 2. Dimitri spread mulch on the ground _____

I;I 3. Money must be earned; _____

LEARN BY PRACTICING

I,cI (for) 1. Vegetables and fruits must be eaten, ^S so it won't ^V expire

I,cI (or) 2. You will eat now, ^S or ^V else ^S it will ^V be min.

I;I 3. I went to the game; ^S the fans ^V were crashing out, and screaming

I;I 4. The crowd yelled; ^S the ^V crowd was cheering.
 missing subject ↑

I,cI (nor) 5. The golfer did not putt well _____

91%
 😊

Ran out of time

COMPOUND SENTENCE LESSON 3A

Name: Aniya

Date: 3.20.26

INSTRUCTIONS:

1. Write a compound sentence that matches each of the listed formulas. Include the listed coordinating conjunction in your sentence.
2. Be sure to check your work using the "S" Step of the "PENS" Strategy on each sentence.

EXAMPLE:
 I,cI (nor) 0. The injured boy could not run, nor could he walk.

M C Formulas & Conjunctions

LEARN BY WATCHING

on board.

I,cI (and) 1. _____

I;I 2. _____

LEARN BY SHARING


We did these on the board.

I,cI (for) 1. _____

I,cI (nor) 2. _____

I;I 3. _____

LEARN BY PRACTICING

I,cI (yet) and 1. The girls challenged, and  beat the boys.

I;I 2. The girls won; they beat the boys.

I,cI (or) 3. Samatha brushes, so she don't get cavities.

I;I 4. Refused to write ;

I,cI (but) 5. Mrs. Ferrell was the best, but she was kind.

I ♥ it! Thank you.



COMPOUND SENTENCE LESSON 4A

Name: Aniya

Date: 3-23-26

INSTRUCTIONS:

1. Do the "S" Step of the "PENS" Strategy to check each sentence.
2. Mark the complete verb(s) in each sentence with a "V."
3. Mark the main subject(s) in each sentence with an "S."
4. In the blank to the left of the sentence, write the correct sentence formula for the sentence. Choose the correct formula from your Formula Card.

EXAMPLE:

I, C, I ^{S V} 0. We hoped for good weather, ^{S V} for we wanted to go to the pool.

F V S Formulas

LEARN BY WATCHING

I, I ^{S V} 1. The students made a mural; ^{S V} it was designed for the library.

I, C, I ^{S V} 2. The mural showed books, ^{S V} but it also displayed computers.

LEARN BY SHARING

S V 1. Macio painted an octopus and a ship.

S S V 2. Georgia and Tyshawna painted buildings around the world.

S S V V 3. Rick and Jim sawed wooden boards and hammered them ^V to the wall. ^I

LEARN BY PRACTICING

I, I ^{S V} 1. The students stood back; ^{S V} they decided where to change the mural.

I, C, I ^{S V} 2. Martina added several trees, ^{S V} and Seely created some flowers.

I, I ^{S V} 3. Many pages were glued to the wooden boards; ^{S V} that job took hours.

S S V 4. Pieces of the mural were attached to the boards. ^I

I, I ^{S V} 5. The mural was unveiled on April 30; everyone loved it!

This ✓
Lincoln
Lincoln
Lincoln
Lincoln
Lincoln
Lincoln
I ♥ that you remember Imposters
 100% 😊

COMPOUND SENTENCE LESSON 5A

Name: Aniya

Date: 4/17 and 4/24/26

INSTRUCTIONS:

1. Use the "PENS" Steps to write compound sentences to match the listed formulas. Use the conjunction in parentheses if one is required. Remember to punctuate each sentence correctly.
2. Be sure to check each sentence using the "S" Step of the "PENS" Strategy.

EXAMPLE:
 I,cI 0. We can go to a movie, or we can drive to the baseball game.
 (or)

Formulas &
 M C Conjunctions

LEARN BY WATCHING

- I;I 1. _____

- SSV 2. _____

LEARN BY SHARING

- SV 1. _____

- I,cI (but) 2. _____

- SSV 3. _____

LEARN BY PRACTICING

- ☺ I,cI (so) 1. Ray and Sam they dives, so they jump together. +2 +1
- ☺ SSVV 2. Kennedy and Camden went to lazy river with me and relaxed. +2 +1
- ☺ I;I 3. Stacy get ice cream after when she was done eating her ice cream +2 +1
- I,cI (for) and 4. Priddy Lora x is always a perppy, and she always stay everyday. +2 M
- 14/15 I,cI (yet) so 5. Miss. Frizzle tell Liz to tell her to click the button, so she did. +2 +1

NAME: Eniya

DATE: 4/13/25



Title



Character(s)


Jabari Jabari's friends
Jabari's mom



Setting(s)

The Pool

Beginning



Middle



Plot



End



Final Thought

Indicate one place where your narrative will include dialogue:

Indicate where your narrative should include concrete words and details to describe things:

Jabari stood at the edge of the big swimming pool. The water looked very deep and blue. Kids were laughing and jumping in, making big splashes. Jabari climbed up the diving board ladder slowly. His hands felt a little shaky. When he got to the top, he looked down and his stomach felt like it had butterflies. He wanted to dive, but he felt scared.

Jabari went back down the ladder and sat by the side of the pool with his friends. They played a game where they tried to splash the most water. They also raced from one side of the pool to the other. Jabari liked when they threw a beach ball back and forth and tried not to let it fall in the water. His friends told him he could try the dive when he felt ready. Jabari smiled and dipped his feet in the water, feeling a little braver while he played with his friends.

When Jabari got home, he kept thinking about the diving board. While he ate dinner, he wondered if he could be brave enough to try next time. Before bed, he thought about how the other kids did it and how proud he might feel if he tried. Jabari told himself he didn't have to be perfect, he just had to be brave. As he fell asleep, he decided that maybe next time he would try.

Name: Aqi 79 4/15/25 (6A) realized deep

Beginning, Middle, and End

PENS

Jabarai thinks diving board pool.

Beginning

Jabarai thinks about the

diving board, and he wants to jump to the

Pool. He realized it was deep.
→ great word choice

Middle

*Add, how is he feeling?

When he got home

he was laying on the bed

thinking about the diving board.

End

Add dialogue " " maybe what he says to himself to be brave? ^{anxious}

Today he came back to

the pool. So he climbed up

the ladder and jumped; and he did it.

SENTENCE SCORE SHEET

Student Name: Aniya

Pretest/Posttest: Post Test

Date: 4/28/26

Practice: _____

(0B)

Sentence Type	Line Number															Totals
	1	2	3	4	5	6	7	8	9	10	11	12	13	14	15	
Simple			1					1	1							3
Compound			1	1						1						3
Complex																
Compound-Complex																
Non-Sentence																
Total Sentence Attempts →																6

Calculating the Scores

Percentage of Complete Sentences

$$\frac{\text{No. Simple + Comp. + Complex + Comp/Complex}}{\text{Total No. Sentence Attempts}} = \frac{6}{6} \times 100 = 100\% \quad \text{Mastery} = 100\%$$

Percentage of Complicated Sentences

$$\frac{\text{No. Comp. + Complex + Comp/Complex}}{\text{Total No. Sentence Attempts}} = \frac{3}{6} \times 100 = 50\% \quad \text{Mastery} = 33\%, 50\%, \text{ or } 50\%$$

(see criterion for each part)

Percentage of Complicated Sentences Punctuated correctly

$$\frac{\text{No. Comp. + Complex + Comp/Complex Punc. Corr.}}{\text{Total No. Complicated Sentences}} = \frac{2}{3} \times 100 = 66\% \quad \text{Mastery} = \text{at least } 66\%$$

2nd compound sentence I, c I was missing the comma

6B

4-28-26

Anita

1 Jabaraj thinks about the
2 diving board, and he wants to jump
3 to the pool. He realized it was
4 deep. When he got home
5 he was laying on the bed
6 thinking about the diving board
7 and he was feeling anxious.
8 He told himself "I'm brave and confident."
9 Today he came back to the pool.
10 So he climbed up the ladder and
11 jumped he did it.